






# Hualian Brushes

Product Catalogue



PAINT BRUSHES

2-14



PAINT ROLLERS

15-24



PAINT TRAYS  
AND SETS

25-27



PLASTIC INJECTION  
TOOLS

28-29



## XC-00042

FLAT BRUSH



tapered synthetic + hollow synthetic filaments mis - yellow tinplate ferrule - poplar handle

	1"	1.5"	2"	2.5"	3"	4"
	58	65	70	75	85	95
	11	13	14	15.5	16.5	20

## C-99015

FLAT BRUSH



tapered synthetic filaments - stainless iron ferrule - grass tree handle

	1"	2"	3"
	58	70	90
	11	14.5	22

## C-18105

FLAT BRUSH



tapered synthetic filaments - stainless iron ferrule - grass tree handle

	1"	1.5"	2"	2.5"	3"	4"
	60	63	68	70	82	95
	12	13	15	16	18	22

## C-00077L

FLAT BRUSH



tapered synthetic filaments - stainless iron ferrule - grass tree handle

	2"	2.5"	3"	4"
	68	75	82	85
	15	15.5	17.5	22

## NJ-0001

FLAT BRUSH



tapered synthetic filaments - stainless iron ferrule - pine wood handle

	0.5"	1"	2"
	50	60	64
	10	11.5	13

## M-2448

FLAT BRUSH



hollow synthetic filaments - tinplate ferrule - grass tree handle

	1"	1.5"	2"	2.5"	3"	4"
	51	51	52	57	57	59
	12	13	16	16	19	21

## C-00031

FLAT BRUSH



tapered synthetic filaments - yellow  
tinplate ferrule - grass tree handle

	1"	1.5"	2"	2.5"	3"	4"
	50	58	58	68	78	78
	12	13	14.5	15.5	17	21

## M-2420

FLAT BRUSH



80% tapered synthetic filaments +  
20% natural bristles - tinplate ferrule  
- varnished grass tree handle

	1"	1.5"	2"	2.5"	3"	4"
	51	51	52	57	57	59
	12	13	16	16	19	21

## M-24008

OVAL BRUSH



tapered synthetic filaments -  
stainless iron ferrule - beech handle

	2"	3"
	60	60
	18.5	23

## M-24007

OVAL BRUSH



tapered synthetic filaments -  
stainless iron ferrule - beech handle

	2"	3"
	60	60
	18.5	23

## C-00353

ANGLE BRUSH



tapered synthetic filaments -  
stainless iron ferrule - grass tree  
handle

	2"	2.5"
	65	70
	14	16

## XC-0001

FLAT PADDLE BRUSH



70% tapered synthetic filaments +  
30% natural bristles - stainless iron  
ferrule - beech handle

	3"	4"
	50	50
	8.5	8.5





### C-00003

ANGLE BRUSH



tapered synthetic filaments - stainless iron ferrule - grass tree handle

	1.5"	2"	2.5"	3"
	60	65	70	75
	13	14.5	16	17

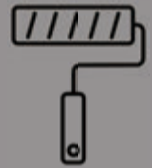
### C-00004

ANGLE BRUSH



tapered synthetic filaments - stainless iron ferrule - grass tree handle

	1.5"	2"	2.5"	3"
	65	70	75	80
	13	14.5	16	17



### C-00002

ANGLE BRUSH



tapered synthetic filaments - stainless iron ferrule - grass tree handle

	1.5"	2"	2.5"	3"
	65	70	75	80
	13	14.5	16	17

### C-99103

ANGLE BRUSH



tapered synthetic filaments - stainless iron ferrule - grass tree handle

	1.5"	2"	2.5"	3"
	62	70	75	82
	13	14.5	16	18



### C-89003

ANGLE BRUSH



tapered synthetic filaments - stainless iron ferrule - grass tree handle

	1	1.5"	2"	2.5"
	56	62	69	75
	11.5	11.5	11.5	12.5

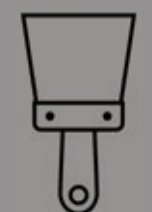
### C-23705

ANGLE BRUSH



hollow synthetic filaments - tinplate ferrule - hollow PP handle

	1.5"	2"	2.5"
	62	68	75
	14	14.5	17.5



## DB-0001

FLAT BRUSH



60% tapered synthetic filaments + 40% natural bristles - tinplate ferrule - varnished poplar handle with painted tip

	1"	1.5"	2"	2.5"	3"	4"
	44	44	50	55	57	60
	12.5	14	14	15	16	17

## R-01022L

FLAT BRUSH



70% hollow synthetic filaments + 30% natural bristles - tinplate ferrule - poplar handle with painted tip

	1"	1.5"	2"	2.5"	3"	4"
	44	44	50	55	57	60
	9.5	11	13	14	15	17

## M-2419

FLAT BRUSH



70% hollow synthetic filaments + 30% natural bristles - tinplate ferrule - grass tree handle

	1"	1.5"	2"	2.5"	3"	4"
	44	44	52	52	61	61
	14	15	17	19	20	20

## DB-0002

FLAT BRUSH



70% tapered synthetic filaments + 30% natural bristles - tinplate ferrule - painted grass tree handle

	1"	1.5"	2"	2.5"	3"	4"
	44	44	48	58	58	60
	11.5	13	14	15.5	16.5	17

## AJ-0002

FLAT BRUSH



60% tapered synthetic filaments + 40% natural bristles - tinplate ferrule - varnished poplar handle with painted tip

	1"	1.5"	2"	2.5"	3"	4"
	43	43	43	51	51	51
	11	13	15	15.5	16	16.5


## AJ-0001

FLAT BRUSH



tapered synthetic filaments - tinplate ferrule - varnished poplar handle with painted tip

	1"	1.5"	2"	2.5"	3"	4"
	51	51	51	57	57	57
	11	13	15	15.5	16	16.5





## CW-0412

FLAT BRUSH



100% natural bristles - tinfoil ferrule  
- poplar handle

	1"	1.5"	2"	2.5"	3"	4"
	44	44	44	44	44	44
	11.5	11.5	12.5	13	13	14

## CW-0413

FLAT BRUSH



100% natural bristles - tinfoil ferrule  
- poplar handle

	1"	1.5"	2"	2.5"	3"	4"
	44	44	44	44	44	44
	11.5	11.5	12.5	13	13	14



## RW-0032S

FLAT BRUSH



80% tapered synthetic filaments +  
20% natural bristles - tinfoil ferrule  
- poplar handle

	1"	1.5"	2"	2.5"	3"	4"
	42	42	44	44	50	50
	10	10	10	10	10.5	10.5

## RW-1099L

FLAT BRUSH



70% tapered synthetic filaments +  
30% natural bristles - tinfoil ferrule  
- poplar handle

	1"	1.5"	2"	2.5"	3"	4"
	40	40	44	44	50	50
	7.2	9	9	9	9	9



## RB-0032B

FLAT BRUSH



50% tapered synthetic filaments +  
50% natural bristles - tinfoil ferrule  
- poplar handle with painted tip

	1"	1.5"	2"	2.5"	3"	4"
	44	44	50	55	58	60
	10	10	10	10	10.5	10.5

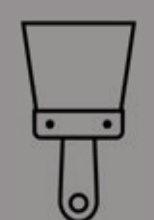
## R-0032

FLAT BRUSH



tapered synthetic filaments - tinfoil ferrule  
- poplar handle

	1"	1.5"	2"	2.5"	3"	4"
	45	45	50	50	55	55
	10	10	10	10	10	10



## NF-0002

FLAT BRUSH



tapered synthetic filaments - stainless iron ferrule - PP + TPR handle

	1"	1.5"	2"	2.5"	3"	4"
	50	53	61	63	63	70
	13	15	16.5	18.5	20	20

## NF-0004

FLAT BRUSH



tapered synthetic filaments - stainless iron ferrule - PP + TPR handle

	1"	1.5"	2"	2.5"	3"	4"
	50	53	61	63	63	70
	13	15	16.5	18.5	20	20

## MS-2425

FLAT BRUSH



tapered synthetic filaments - stainless iron ferrule - PP + TPR handle

	1"	1.5"	2"	2.5"	3"	4"
	55	55	60	65	70	80
	12.5	13	14	15	17	17

## XL-0005

FLAT BRUSH



tapered synthetic filaments - yellow tinplate ferrule - hollow PP handle

	30	40	50	60	70
	50	50	59	63	63
	16	16.5	17	18	19

## C-00001

FLAT BRUSH



50% tapered synthetic filaments + 50% natural bristles - yellow tinplate ferrule - solid PP handle

	1"	2"	3"	4"
	50	60	70	78
	8	11	12.5	15

## M-2416

FLAT BRUSH



tapered synthetic filaments - tinplate ferrule - solid PP handle

	1"	2"	3"	4"
	50	50	55	60
	8	11	12.5	15



## M-2435L

FLAT BRUSH



70% tapered synthetic filaments + 30% natural bristles - tinplate ferrule - matte hollow PP handle

	1"	1.5"	2"	2.5"	3"	4"
	50	50	50	55	60	65
	12	13	14	14	14	14

## NF-0003

FLAT BRUSH



hollow synthetic filaments - tinplate ferrule - matte hollow PP handle

	1"	1.5"	2"	2.5"	3"	4"
	50	50	50	55	60	65
	12	13	14	14	14	14

## F-64003

FLAT BRUSH



50% tapered synthetic filaments + 50% natural bristles - tinplate ferrule - matte solid PP handle

	30	40	50	70
	42	42	43	54
	12	12	12	12

## F-64002

FLAT BRUSH



70% hollow synthetic filaments + 30% natural bristles - tinplate ferrule - matte solid PP handle

	30	40	50	70
	42	42	43	54
	12	12	12	12

## M-2442

FLAT BRUSH



tapered synthetic filaments - stainless iron ferrule - matte solid PP handle

	1"	2"	3"	4"
	64	64	68	70
	8	9.5	10.5	11

## M-2443

FLAT BRUSH



tapered synthetic filaments - stainless iron ferrule - matte solid PP handle

	1"	2"	3"	4"
	64	64	68	70
	8	9.5	10.5	11

# NF-0001

FLAT BRUSH



tapered synthetic filaments - tinplate ferrule - hollow PP handle

	1"	1.5"	2"	2.5"	3"	4"
	50	55	57	58	68	76
	12	12	13	15	16.5	18

# M-2414

FLAT BRUSH



20% tapered synthetic filaments + 80% natural bristles - tinplate ferrule - hollow PP handle

	1"	1.5"	2"	2.5"	3"	4"
	44	44	51	51	64	70
	12	14	15	16	18	23

# M-2433

FLAT BRUSH



hollow synthetic filaments - tinplate ferrule - hollow PP handle

	1"	1.5"	2"	2.5"	3"	4"
	52	52	57	65	68	84
	12	12	15.5	16	18	18

# M-2445

FLAT BRUSH



tapered synthetic filaments - tinplate ferrule - hollow PP handle

	1"	1.5"	2"	2.5"	3"	4"
	58	58	65	70	80	95
	12	14	15	16	18	23

# M-2418

FLAT BRUSH



50% tapered synthetic filaments + 50% natural bristles - tinplate ferrule - hollow PP handle

	1"	1.5"	2"	2.5"	3"	4"
	42	42	50	50	55	55
	14	15	17	19	20	20

# M-2430

FLAT BRUSH



100% natural bristles - tinplate ferrule - hollow PP handle with painted tip

	0.5"	1"	1.5"	2"	2.5"	3"	4"	5"	6"
	38	38	38	38	44	44	44	50	50
	9.5	10	10.5	12	13	14	17	18	18.5



## M-2422

FLAT BRUSH



40% tapered synthetic filaments + 60% natural bristles - tinplate ferrule - hollow PP handle with painted tip

	0.5	1"	1.5"	2"	2.5	3"	4"	5"	6"
	38	38	38	38	44	44	44	50	50
	9.5	10	10.5	12	13	14	17	18	18.5

## M-2423

FLAT BRUSH



20% tapered synthetic filaments + 80% natural bristles - tinplate ferrule - hollow PP handle with painted tip

	0.5	1"	1.5"	2"	2.5	3"	4"	5"	6"
	38	38	38	38	44	44	44	50	50
	9.5	10	10.5	12	13	14	17	18	18.5

## F-64004

FLAT BRUSH



80% tapered synthetic filaments + 20% natural bristles - tinplate ferrule - hollow PP handle

	1"	1.5"	2"	2.5"	3"	4"
	42	42	43	50	54	60
	10	10.5	11	11	11	12

## K-1700L

FLAT BRUSH



70% tapered synthetic filaments + 30% natural bristles - tinplate ferrule - hollow PP handle

	1"	1.5"	2"	2.5"	3"	4"
	42	42	43	50	54	60
	10	10.5	11	11	11	12

## M-2444

FLAT BRUSH



70% hollow synthetic filaments + 30% natural bristles - tinplate ferrule - hollow PP handle

	1"	1.5"	2"	2.5"	3"	4"
	42	42	43	50	54	60
	10	10.5	11	11	11	12

## M-2446

FLAT BRUSH



Tapered synthetic filaments - tinplate ferrule - hollow PP handle

	1"	1.5"	2"	2.5"	3"	4"
	52	52	57	65	68	84
	10	10.5	11	11	11	12

## XL-0003

WALL BRUSH



tapered synthetic filaments - tinplate ferrule - PP handle

	30 x 70	30 x 100	30 x 120	40 x 140
	58	58	63	65
	30	30	30	40

## R-01802

WALL BRUSH



100% natural bristles - tinplate ferrule - PP handle

	30 x 100	40 x 140
	38	42
	30	40

## R-01817

WALL BRUSH



70% hollow synthetic filaments + 30% natural bristles - tinplate ferrule - wood base - PP handle with metal ring

	40 x 100	40 x 140
	80	80
	40	40

## XL-0004

ADJUSTABLE  
FLAT BRUSH



tapered synthetic filaments - tinplate ferrule - PP handle

	3"	4"
	62	64
	15.5	15.5

## M-24026

BENT WALL BRUSH



20% tapered synthetic filaments + 80% natural bristles - tinplate ferrule - PP handle

	3 x 20	4 x 30
	65	65
	21	21

## R-0019

BENT RADIATOR BRUSH



70% hollow synthetic filaments + 30% natural bristles - stainless iron ferrule - solid PP handle

	1"
	43
	8



## R-0041

BENT RADIATOR BRUSH



50% tapered synthetic filaments +  
50% natural bristles - tinplate ferrule  
- poplar handle

	1"	1.5"	2"	2.5"	3"
	46	46	46	46	46
	8	8	8	8	8

## NJ-0002

BENT RADIATOR BRUSH



tapered synthetic filaments -  
stainless iron ferrule - grass tree  
handle

	1"	1.5"	2"		
	49	57	57		
	11	12	12		

## MS-R-24003

ROUND BRUSH



80% tapered synthetic filaments +  
20% natural bristles - tinplate ferrule  
- weed tree handle

	15	18	21	25	29
	45	45	55	55	55

## MS-R-24004

ROUND BRUSH



70% hollow synthetic filaments + 30%  
natural bristles - tinplate ferrule -  
weed tree handle

	15	18	21	25	29
	45	45	55	55	55

## MS-R-24006

ROUND BRUSH



70% hollow synthetic filaments + 30%  
natural bristles - tinplate ferrule -  
solid PP handle

	15	18	21	25	29
	40	40	47	47	60

## MS-R-24005

ROUND BRUSH



80% tapered synthetic filaments +  
20% natural bristles - tinplate ferrule  
- solid PP handle

	15	18	21	25	29
	40	40	47	47	60

**CAS-001**  
PAINT BRUSH SET  
3 piece



natural bristles - stainless iron ferrule  
- hollow PP handle

	2"	2"	3"
	49	49	53
	12	12	14.5



**NFS-003**  
PAINT BRUSH SET  
3 piece



90% hollow synthetic filaments + 10% natural bristles - tinplate ferrule - hollow PP handle

	1"	1.5"	2"
	51	55	58
	12	12	14



**NFS-004**  
PAINT BRUSH SET  
5 piece



90% hollow synthetic filaments + 10% natural bristles - tinplate ferrule - hollow PP handle

	1"	1.5"	2"	2"	2.5"
	51	55	58	58	58
	12	12	14	14	15

**NFS-001**  
PAINT BRUSH SET  
3 piece



hollow synthetic filaments - tinplate ferrule - hollow PP handle

	1"	1.5"	2"
	50	50	50
	12	13	14




**NFS-002**  
PAINT BRUSH SET  
5 piece



hollow synthetic filaments - tinplate ferrule - hollow PP handle

	1"	1.5"	2"	2"	2.5"
	50	50	50	50	55
	12	13	14	14	14





## E-00045

PAINT BRUSH SET

5 piece



tapered synthetic filaments - tinplate ferrule - PP + TPR handle

	1"	1.5"	1.5"	2"	2"
	51	51	51	51	51
	12.5	13	13	13.5	13.5

## E-23705

ANGLE BRUSH SET

3 piece



hollow synthetic filaments - tinplate ferrule - hollow PP handle


	1.5"	2"	2.5"
	62	68	75
	14	14.5	17.5



## E-423011

FOAM BRUSH SET

3 piece



25kg/m3 density sponge - weed tree handle

	1"	2"	3"
--	----	----	----

## E-647734

ARTIST BRUSH SET

4 piece



#4 #8 #10 natural bristles - #6 horse hair - aluminium ferrule - birch handle


	#4	#6	#8	#10
--	----	----	----	-----



## DBT-0001

ARTIST BRUSH SET

5 piece



#1/2 natural bristles - #2 #4 #1/2 #1/4 horse hair - aluminium ferrule - painted birch handle

	#2	#4	#1/2	#1/2	#1/4
--	----	----	------	------	------

## DBT-0004

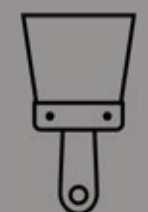
ARTIST BRUSH SET

12 piece



natural bristles - aluminium ferrule - birch handle

	#1	#2	#3	#4	#5	#6
	#7	#8	#9	#10	#11	#12



## H-0007

POLYESTER  
600G/M2



8mm



100 - 250mm



28 - 38 - 44 - 55 (mm)

## S-0001

POLYESTER  
680G/M2



10mm



100 - 250mm



28 - 38 - 44 - 55 (mm)



## H-0004

POLYESTER  
700G/M2



10mm



100 - 250mm



28 - 38 - 44 - 55 (mm)

## T-0006

POLYESTER  
600G/M2



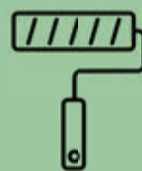
11mm



100 - 250mm



28 - 38 - 44 - 55 (mm)



## T-0005

POLYESTER  
550G/M2



12mm



100 - 250mm



28 - 38 - 44 - 55 (mm)

## T-0011

POLYESTER  
800G/M2




12mm



100 - 250mm



28 - 38 - 44 - 55 (mm)





### T-0008

POLYESTER  
600G/M2



12mm



100 - 250mm



28 - 38 - 44 - 55 (mm)

### J-0002

POLYESTER  
650G/M2



12mm



100 - 250mm



28 - 38 - 44 - 55 (mm)



### J-0001

POLYESTER  
550G/M2



12mm



100 - 250mm



28 - 38 - 44 - 55 (mm)

### H-0034

POLYESTER  
700G/M2



12mm



100 - 250mm



28 - 38 - 44 - 55 (mm)



### T-0003

POLYESTER  
550G/M2



13mm



100 - 250mm



28 - 38 - 44 - 55 (mm)

### T-0017

POLYESTER  
750G/M2



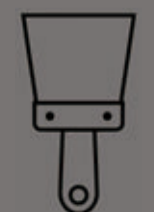
13mm



100 - 250mm



28 - 38 - 44 - 55 (mm)



## H-0015

POLYESTER  
750G/M2



13mm



100 - 250mm



28 - 38 - 44 - 55 (mm)

## H-0016

POLYESTER  
750G/M2



13mm



100 - 250mm



28 - 38 - 44 - 55 (mm)

## G-0001

POLYESTER  
870G/M2



13mm



100 - 250mm



28 - 38 - 44 - 55 (mm)

## M-0001

POLYESTER  
720G/M2



15mm



100 - 250mm



28 - 38 - 44 - 55 (mm)

## H-0014

POLYESTER  
650G/M2



18mm



100 - 250mm



28 - 38 - 44 - 55 (mm)

## S-0002

POLYESTER  
850G/M2




30mm



100 - 250mm



28 - 38 - 44 - 55 (mm)





## H-0005

POLYESTER  
600G/M2



5mm



100 - 250mm



28 - 38 - 44 - 55 (mm)

## H-0017

MICROFIBRE  
620G/M2



6mm



100 - 250mm



28 - 38 - 44 - 55 (mm)



## H-0011

MICROFIBRE  
700G/M2



9mm



100 - 250mm



28 - 38 - 44 - 55 (mm)

## H-0009

MICROFIBRE  
750G/M2



10mm



100 - 250mm



28 - 38 - 44 - 55 (mm)



## T-0004

MICROFIBRE  
900G/M2



10mm



100 - 250mm



28 - 38 - 44 - 55 (mm)

## T-0018

MICROFIBRE  
850G/M2



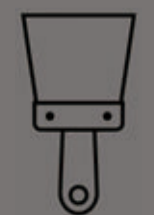
12mm



100 - 250mm



28 - 38 - 44 - 55 (mm)



## T-0001

MICROFIBRE  
850G/M2



12mm



100 - 250mm



28 - 38 - 44 - 55 (mm)

## T-0002

MICROFIBRE  
1050G/M2



17mm



100 - 250mm



28 - 38 - 44 - 55 (mm)

## H-0010

POLYESTER ACRYLIC  
850G/M2



12mm



100 - 250mm



28 - 38 - 44 - 55 (mm)

## B-0002

POLYESTER ACRYLIC  
850G/M2



18mm



100 - 250mm



28 - 38 - 44 - 55 (mm)

## H-0002

POLYESTER ACRYLIC  
1080G/M2



18mm



100 - 250mm



28 - 38 - 44 - 55 (mm)

## H-0003

POLYESTER ACRYLIC  
1080G/M2




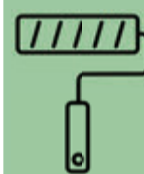
18mm



100 - 250mm



28 - 38 - 44 - 55 (mm)





## B-0001

POLYESTER ACRYLIC  
1080G/M2



21mm



100 - 250mm



28 - 38 - 44 - 55 (mm)

## H-0006

NYLON  
900G/M2



12mm



100 - 250mm



28 - 38 - 44 - 55 (mm)



## T-0016

NYLON  
1300G/M2



15mm



230mm



38 (mm)

## T-0009

POLYPROPYLENE  
1300G/M2



15mm



250mm



38 (mm)



## D-0001

WOOL/ACRYLIC  
870G/M2



25mm



100 - 250mm



28 - 38 - 44 - 55 (mm)

## S-0002

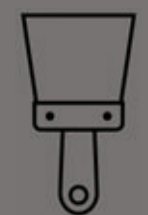
FOAM  
30KG/M3



230mm



38 - 44 (mm)



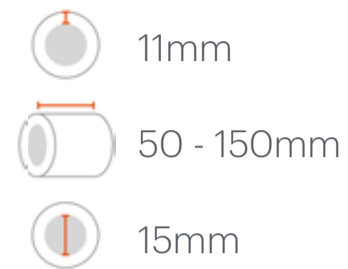
### MT-0002

POLYESTER  
650G/M2



### MT-0004

POLYESTER  
600G/M2



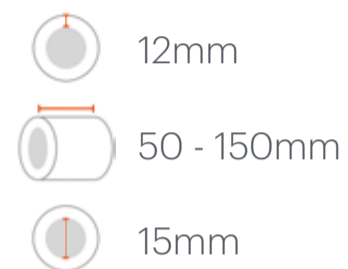
### MH-0007

POLYESTER  
700G/M2



### MH-0001

POLYESTER  
750G/M2



### MH-0005

POLYESTER  
850G/M2



### MB-0001

POLYESTER  
550G/M2



### MT-0001

POLYESTER  
550G/M2



### MA-0002

POLYESTER  
850G/M2




### MA-0005

POLYESTER  
850G/M2



### MA-0001

POLYESTER ACRYLIC  
850G/M2





### MH-0006

POLYESTER ACRYLIC  
850G/M2



### MH-0002

POLYESTER ACRYLIC  
850G/M2



### MH-0003

POLYESTER ACRYLIC  
850G/M2



### MH-0004

POLYESTER ACRYLIC  
750G/M2



### MT-0003

POLYESTER ACRYLIC  
750G/M2



### MA-0004

POLYESTER ACRYLIC  
850G/M2



### MA-0003

POLYESTER ACRYLIC  
850G/M2



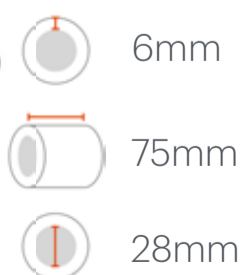
### MD-0001

FOAM  
16KG/M3



### MS-0001

POLYESTER  
900G/M2



## SH-0001

SCREW FIT



MATERIAL  
PP material  
with metal ring

ROD DIAMETER  
6mm 8mm



## SH-0002

SCREW FIT



MATERIAL  
PP material  
with metal ring

ROD DIAMETER  
6mm 8mm



## SH-1002

SCREW or PUSH FIT



MATERIAL  
PP material  
+ TPR

ROD DIAMETER  
5.6mm 5.8mm



## SH-1001

PUSH FIT



MATERIAL  
PP material  
+ TPR

ROD DIAMETER  
6mm 8mm



## SH-1003

PUSH FIT



MATERIAL  
PP material  
+ TPR

ROD DIAMETER  
6mm 8mm



## SH-2001

PUSH FIT



MATERIAL  
PP material

ROD DIAMETER  
6mm 8mm



## SH-2002

PUSH FIT



MATERIAL  
PP material

ROD DIAMETER  
6mm 8mm



## SH-3001

PUSH FIT



MATERIAL  
PP material

ROD DIAMETER  
6mm 8mm



## SH-3002

PUSH FIT



MATERIAL  
PP material

ROD DIAMETER  
6mm 8mm



## SH-3003

PUSH FIT



MATERIAL  
PP material

ROD DIAMETER  
6mm





**UC-0001**  
ROLLER FRAME  
CAGE



MATERIAL  
PP caps + galvanised iron rod

SIZES  
75 100 150 180 230 238 250 (mm)



**UD-0002**  
ROLLER FRAME  
DOUBLE CAPS



MATERIAL  
PP caps + galvanised iron rod

SIZES  
75 100 150 180 230 238 250 (mm)



**UB-0001**  
ROLLER FRAME  
ROD



MATERIAL  
PP caps + galvanised iron rod

SIZES  
50 75 100 150 180 230 240 250 (mm)



**U-0001**  
ROLLER FRAME  
RADIATOR



MATERIAL  
PP handle + galvanised iron rod

SIZES  
100mm



## SDA-001

PAINT TRAY  
9 inch



MATERIAL  
PP material

DIMENSIONS  
365 x 275 x 60 (mm)

WEIGHT  
132 grams



## SDA-002

PAINT TRAY  
9 inch



MATERIAL  
PP material

DIMENSIONS  
355 x 298 x 65 (mm)

WEIGHT  
175 grams



## SDB-002

PAINT TRAY  
7 inch



MATERIAL  
PP material

DIMENSIONS  
335 x 274 x 64 (mm)

WEIGHT  
151 grams



## SDC-002

PAINT TRAY  
4 inch



MATERIAL  
PP material

DIMENSIONS  
317 x 167 x 54 (mm)

WEIGHT  
90 grams



## SDC-003

PAINT TRAY  
4 inch



MATERIAL  
PP material

DIMENSIONS  
289 x 159 x 54 (mm)

WEIGHT  
66 grams



## SDD-003

PAINT TRAY  
2 inch




MATERIAL  
PP material

DIMENSIONS  
226 x 110 x 39 (mm)

WEIGHT  
34.5 grams





## WDA-001


PAINT GRID  
9 inch



MATERIAL  
PP material

DIMENSIONS  
370 x 274 (mm)

WEIGHT  
88 grams



## WDB-001

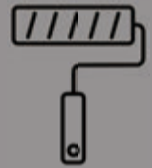
PAINT GRID  
7 inch



MATERIAL  
PP material

DIMENSIONS  
260 x 194 (mm)

WEIGHT  
37 grams



## WDC-001


PAINT GRID  
4 inch



MATERIAL  
PP material

DIMENSIONS  
230 x 119 (mm)

WEIGHT  
21 grams



## SDC-0301

PAINT TRAY SET  
4 inch



MATERIAL  
PP material

1 x 4" paint tray  
1 x 4" foam roller cover  
1 x 4" roller handle



## SDC-0201

PAINT TRAY SET  
4 inch



MATERIAL  
PP material

1 x 4" paint tray  
1 x 4" roller cover  
1 x 4" roller handle



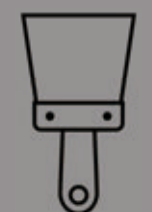
## SDD-0301

PAINT TRAY SET  
2 inch



MATERIAL  
PP material

1 x 2" paint tray  
1 x 2" foam roller cover  
1 x 2" roller handle



## SDA-0201

PAINT TRAY SET  
9 inch



MATERIAL  
PP material

1 x 9" paint tray  
1 x 9" roller cover  
1 x 9" roller handle



## SDB-0201

PAINT TRAY SET  
7 inch



MATERIAL  
PP material

1 x 7" paint tray  
1 x 7" roller cover  
1 x 7" roller handle



## SDB-0411

PAINT TRAY SET  
7 inch



MATERIAL  
PP material

1 x 7" paint tray  
1 x 7" roller cover  
1 x 7" roller handle  
1 x 2.5" paint brush



## SDA-0511

PAINT TRAY SET  
9 inch



MATERIAL  
PP material

1 x 9" paint tray  
1 x 9" roller cover  
1 x 9" roller handle  
1 x 2" paint brush



## SDA-0501

PAINT TRAY SET  
9 inch



MATERIAL  
PP material

1 x 9" paint tray  
1 x 9" roller cover  
1 x 9" roller handle



## SDA-0421


PAINT TRAY SET  
9 inch



MATERIAL  
PP material


1 x 9" paint tray  
1 x 9" roller cover  
1 x 9" roller handle  
1 x 2" paint brush





## K-30001

SCRAPER



**BLADE**  
0.4mm thick 201 stainless steel  
Hardness of HV450

**HANDLE**  
PP material

**SIZES**  
40 60 80 100 150 (mm)



## K-30002

SCRAPER



**BLADE**  
0.4mm thick 201 stainless steel  
Hardness of HV450

**HANDLE**  
PP material

**SIZES**  
150 200 250 300  
350 450 600 (mm)



## K-10045

SCRAPER



**BLADE**  
0.5mm thick carbon steel (steel #50)  
Hardness of HRC46-50

**HANDLE**  
TPR and PP material

**SIZES**  
150 200 250 350  
470 600 (mm)



**R-06411**  
BUILDERS LINE



**CORD**  
1.4mm diameter nylon  
Line density 0.65g/m

**HANDLE**  
PP material

**CORD LENGTH**  
Available in 30 - 50 - 100 (m)



**R-06041**  
**R-06043**  
PAINT MIXER  
2 PIECE SET



**ROD (left)**  
6mm diameter zinc plated steel

**HEAD (left)**  
PP material  
60mm diameter

**ROD (right)**  
8mm diameter zinc plated steel

**HEAD (right)**  
PP material  
80mm diameter



**R-06006**  
**R-06008**  
PAINT MIXER  
4 PIECE SET



**ROD (left to right)**  
6mm diameter galvanised carbon steel

6mm diameter galvanised carbon steel


8mm diameter galvanised carbon steel

6mm diameter galvanised carbon steel

**HEAD (left to right)**  
PP material  
66mm diameter  
82mm diameter  
108mm diameter  
70mm diameter



# NOTES




A series of horizontal dashed lines for writing notes, spanning the width of the page.

# NOTES




Handwriting practice area with 20 sets of horizontal dashed lines for writing.



# NOTES



A series of horizontal dashed lines for writing notes, spanning the width of the page.





Dantu District,  
Zhenjiang, Jiangsu,  
China



[www.hualianbrushes.com](http://www.hualianbrushes.com)



[a.law@hualianbrushes.com](mailto:a.law@hualianbrushes.com)  
[peggy@hualianbrushes.com](mailto:peggy@hualianbrushes.com)